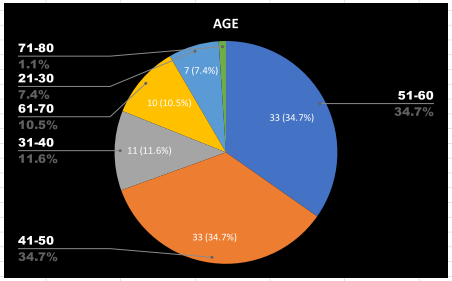
AGE
71-80
1.1%
21-30
7.4%
61-70
10.5%
31-40
11.6%
41-50
34.7%
51-60
34.7%
7 (7.4%)
10 (10.5%)
11 (11.6%)
33 (34.7%)
33 (34.7%)

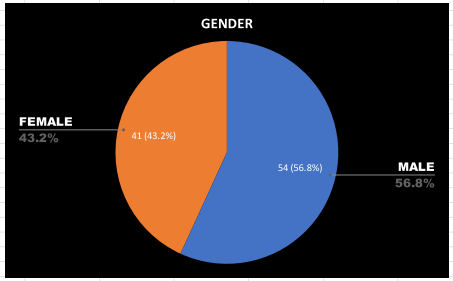
GENDER
FEMALE
43.2%
MALE
56.8%
41 (43.2%)
54 (56.8%)

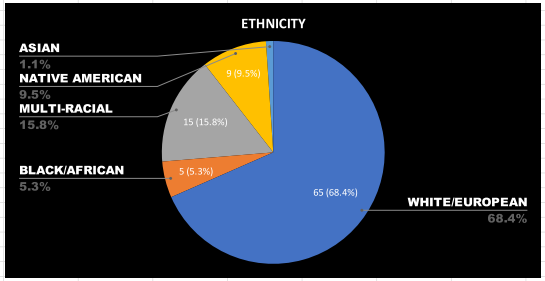
ETHNICITY
ASIAN
1.1%
NATIVE AMERICAN
9.5%
MULTI-RACIAL
15.8%
BLACK/AFRICAN
5.3%
WHITE/EUROPEAN
68.4%
9 (9.5%)
15 (15.8%)
5 (5.3%)
65 (68.4%)

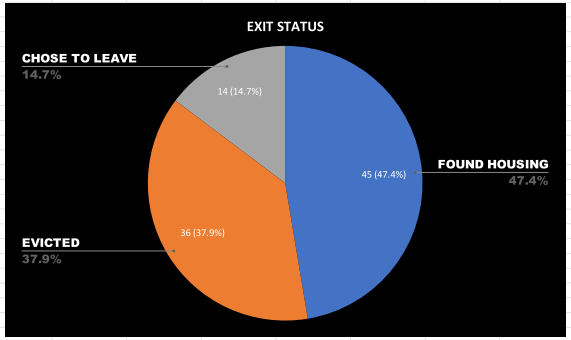
EXIT STATUS
CHOSE TO LEAVE
14.7%
FOUND HOUSING
47.4%
EVICTED
37.9%
14 (14.7%)
45 (47.4%)
36 (37.9%)

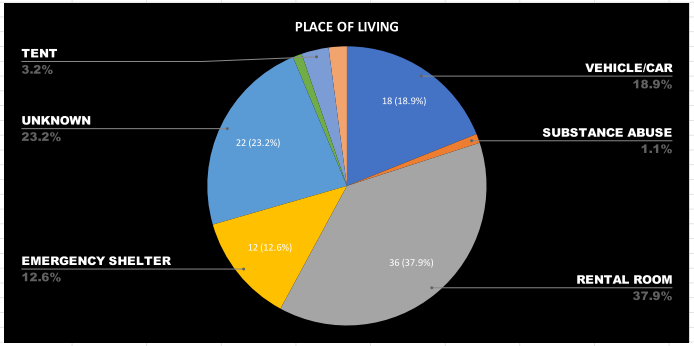
PLACE OF LIVING
TENT
3.2%
UNKNOWN
23.2%
EMERGENCY SHELTER
12.6%
VEHICLE/CAR
18.9%
SUBSTANCE ABUSE
1.1%
RENTAL ROOM
37.9%
18 (18.9%)
22 (23.2%)
12 (12.6%)
36 (37.9%)

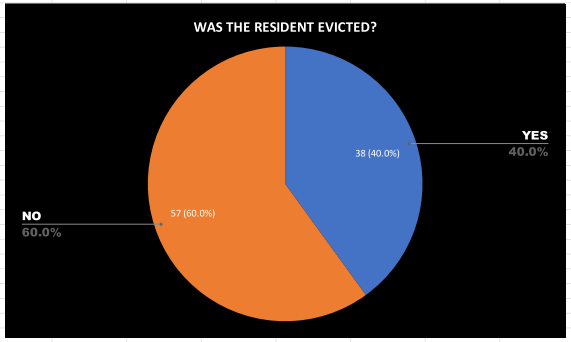
WAS THE RESIDENT EVICTED?
YES
40.0%
NO
60.0%
38 (40.0%)
57 (60.0%)

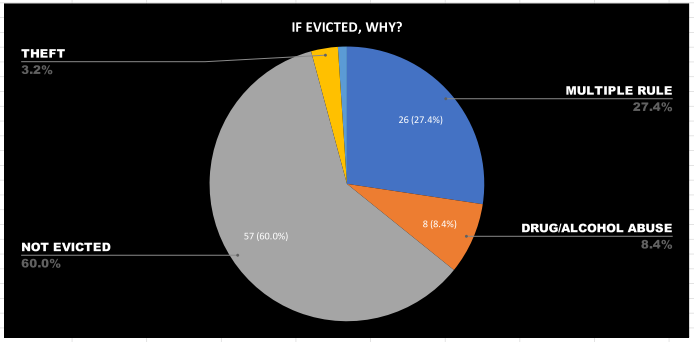
IF EVICTED, WHY?
THEFT
3.2%
MULTIPLE RULE
27.4%
DRUG/ALCOHOL ABUSE
8.4%
NOT EVICTED
60.0%
26 (27.4%)
8 (8.4%)
57 (60.0%)

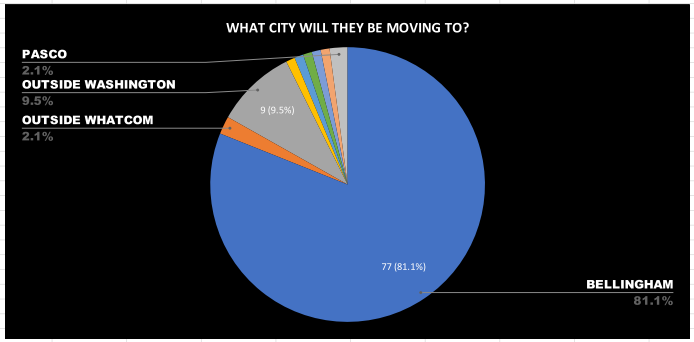
WHAT CITY WILL THEY BE MOVING TO?
PASCO
2.1%
OUTSIDE WASHINGTON
9.5%
OUTSIDE WHATCOM
2.1%
BELLINGHAM
81.1%
9 (9.5%)
77 (81.1%)

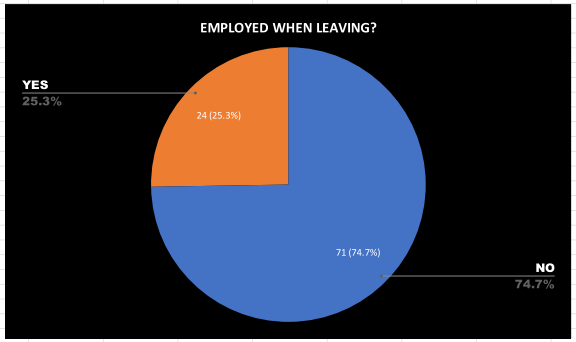
EMPLOYED WHEN LEAVING?
YES
25.3%
NO
74.7%
24 (25.3%)
71 (74.7%)